








Fixed castor:

TFH 125 PT2H



## Technical data

Diameter		125 mm
Tread width		38 mm
Height		177 mm
Top plate dimensions		150x115 mm
Top plate hole diameter		12/10 mm
Dist. between holes		120/105x60/75 mm
Load capacity		425 kg

## Technical description

heavy steel welded construction

zinc passivated

