












Swivel castor with total brake mounted behind:

BTAB 1002 6150



Technical data

Diameter		100 mm
Wheel width		40 mm
Hub length		50 mm
Height		130 mm
Offset		40 mm
Top plate dimensions		105 x 86 mm
Top plate hole diameter		9 mm
Dist. between holes		80/77 x 60 mm
Brake swivel radius		134 mm
Load capacity		180 kg
Weight		1.281 kg

Technical description

Swivel fork of deep drawn zinc-coated steel

Swivel bearing with double ball raceways and sealring

with total lock brake and an extra sturdy

plate (4 mm) and fork legs (3.5 mm)

for even higher load capacity



Wheel

Aluminium wheels with black rubber tyre (Shore A 72) with two deep groove ball bearings and steel collar bushes external diameter 15/20/25 mm to internal 8/10/12 mm. Operating temperatures from -20°C to + 80°C