







Swivel castor with total brake mounted behind:

394h 29G100r ELD

RHOMBUS 



## Technical data

Diameter		100 mm
Tread width		30 mm
Height		131,5 mm
Offset		42 mm
Bolt hole diameter		12,2 mm
Load capacity		100 kg

## Technical description

stainless steel housing  
 swivel bearing with double ball race  
 ball bearings of stainless steel  
 sealing ring  
 also available with bolt hole LC (10,2 mm)



## Wheel

thermoplastic elastomer tyre (TPE) iron grey RAL 7011 (Shore A 80)  
 plastic wheel centre silver grey RAL7001  
 without thread guard  
 plain bearing  
 Contact discoloration on unsealed grounds possible!>>