












Swivel castor with wheel locking brake:

JXPU 1002 5000/B



Technical data

Diameter		100 mm
Wheel width		35 mm
Hub length		45 mm
Height		130 mm
Offset		40 mm
Top plate dimensions		105 x 85 mm
Top plate hole diameter		9 mm
Dist. between holes		80 x 60 mm
Brake swivel radius		120 mm
Load capacity		250 kg
Weight		1.03 kg

Technical description

Swivel fork of deep drawn stainless steel with wheel brake.

Swivelhead with sealed precision ball bearing, grease nipple

and O-ring seal. In case of extreme conditions

(like frequent jet cleaning) maintenance by relubrication

is necessary



Wheel

Polyamide wheel with polyurethane tyre

(Shore A 96) with one deep groove ball bearing