







Wheel:

WFPN 1003 6000



Technical data

Diameter		100 mm
Wheel width		50 mm
Hub length		62 mm
Wheel axle diameter		20 mm
Load capacity		1000 kg
Weight		0.7 kg

Wheel

Polyamide wheel with two deep groove ball bearings