









# Swivel castor: JTCN 2503 6443



## Technical data

Diameter		250 mm
Wheel width		50 mm
Hub length		64 mm
Height		290 mm
Offset		53 mm
Wheel axle diameter		20 mm
Top plate dimensions		135 x 110 mm
Top plate hole diameter		11 mm
Dist. between holes		105 x 75/80 mm
Load capacity		500 kg
Weight		7.7 kg

## Technical description

Swivel fork of deep drawn zinc-coated steel Swivel bearing with double ball raceways and sealing an extra sturdy

plate (4 mm) and fork legs (3.5 mm) for even higher load capacity



## Wheel

Cast iron wheel with two deep groove ball bearings