






Wheel:

32C150wZ



Technical data

Diameter		150 mm
Tread width		32 mm
Hub length		37 mm
Wheel axle diameter		8 mm
Load capacity		110 kg



Wheel

2-components-tyre blue-grey

tread Shore A 60, tyre core Shore A 85

sheet steel metal rim and thread guard
zinc-passivated

flange bearing