

Swivel castor with directional lock:







357r 29K125r Z522

On request

RHOMBUS 



## Technical data

|               |  |                   |
|---------------|--|-------------------|
| Diameter      |   | 125 mm            |
| Tread width   |   | 32 mm             |
| Height        |   | 157 mm            |
| Offset        |   | 41,5 mm           |
| Stem size     |   | 24x45<br>M8/19 mm |
| Load capacity |  | 100 kg            |

## Technical description

sheet steel metal housing

swivel bearing with double ball race

zinc passivated

also available with plate PD (77x67 mm) and bolt hole LC (11 mm)



## Wheel

thermoplastic elastomer tyre (TPE) iron grey RAL 7011 (Shore A 80)

plastic wheel centre and thread guard silver grey RAL7001

precision ball bearing

Contact discoloration on unsealed grounds possible!>>