








Fixed castor:

526a 18K250v ZPS

On request



Technical data

Diameter		250 mm
Tread width		2x50 mm
Height		315 mm
Top plate dimensions		190x170 mm
Top plate hole diameter		17 mm
Dist. between holes		150x135 mm
Load capacity		1500 kg

Technical description

heavy steel welded construction

zinc passivated

Wheel

Polyurethane tyre red-orange (Shore A 95)

bonded on cast wheel centre

precision ball bearing