







Swivel castor:

340a 29G050r ZLC-5

On request



## Technical data

Diameter		50 mm
Tread width		20 mm
Height		68 mm
Offset		24 mm
Bolt hole diameter		10,5 mm
Load capacity		40 kg

## Technical description

sheet steel metal housing

swivel bearing with double ball race

zinc passivated

## Wheel

thermoplastic elastomer tyre (TPE) iron grey RAL 7011 (Shore A 80)

plastic wheel centre silver grey RAL7001

without thread guard

plain bearing

Contact discoloration on unsealed grounds possible!>>