








# Swivel castor: 2SH 200 NY2H

On request



## Technical data

Diameter		200 mm
Tread width		2x50 mm
Height		252 mm
Offset		70 mm
Top plate dimensions		150x110 mm
Top plate hole diameter		12/10 mm
Dist. between holes		120/105x60/75 mm
Load capacity		1500 kg

## Technical description

heavy steel welded construction with special turntable

zinc passivated

article 2SH?W including wheel brake

also available with directional lock 2SH...D

