









Swivel castor with total brake mounted behind:

360h 33G075b ZPC

On request



## Technical data

Diameter		50 mm
Tread width		2x24 mm
Height		101 mm
Offset		35 mm
Top plate dimensions		60x60 mm
Top plate hole diameter		6 mm
Dist. between holes		46x46 mm
Load capacity		80 kg

## Technical description

sheet steel metal housing

swivel bearing with double ball race

zinc passivated



## Wheel

solid rubber tyre blue-grey (Shore A 80)

plastic wheel centre grey

plain bearing

Attention: wheel in Ø 50 mm riveted!