

Swivel castor with total brake mounted behind:








381h 40K100v KPS

On request

RHOMBUS 



## Technical data

Diameter		100 mm
Tread width		66/2x12 mm
Height		135 mm
Top plate dimensions		94X64 mm
Top plate hole diameter		8,5 mm
Dist. between holes		78/72X45 mm
Load capacity		100 kg

## Technical description

plastic castor

wheels have easy rollability

the design protects axle / bearing areas from dirt / water

total lock models lock both the wheel and swivel

also available wheel diameter 125 mm with fixing pin K622 (28x45 mm)

