

Swivel castor with total brake mounted behind:







357h 29K150r ZLD-5

On request

RHOMBUS 



Technical data

Diameter		150 mm
Tread width		32 mm
Height		184,5 mm
Offset		45 mm
Bolt hole diameter		12,5 mm
Load capacity		130 kg

Technical description

sheet steel metal housing

swivel bearing with double ball race

zinc passivated

also available with bolt hole LC (10,5 mm)
and swivel castors with directional brake (357r)

Wheel

thermoplastic elastomer tyre (TPE) iron grey RAL 7011 (Shore A 80)

plastic wheel centre and thread guard silver grey RAL7001

precision ball bearing

Contact discoloration on unsealed grounds possible!>>