

Swivel castor:









441a 08R200c ZPK-5

On request

RHOMBUS 



## Technical data

Diameter		200 mm
Tread width		30 mm
Height		232 mm
Offset		62 mm
Top plate dimensions		140x110 mm
Top plate hole diameter		11 mm
Dist. between holes		105x80 mm
Load capacity		230 kg

## Technical description

Stable sheet steel design and proven technology

Easy running double ball bearing for good manoeuvrability

Sealing ring in swivel head

## Wheel

solid rubber tyre black (Shore A 80)

sheet steel metal rim zinc passivated

roller bearing