









Swivel castor with total brake mounted behind:

441h 07R160c ZPK-5

On request



## Technical data

|                         |   |            |
|-------------------------|---|------------|
| Diameter                |    | 160 mm     |
| Tread width             |    | 30 mm      |
| Height                  |    | 193 mm     |
| Offset                  |    | 57 mm      |
| Top plate dimensions    |    | 140x110 mm |
| Top plate hole diameter |   | 11 mm      |
| Dist. between holes     |  | 105x80 mm  |
| Load capacity           |  | 140 kg     |

## Technical description

Stable sheet steel design and proven technology

Easy running double ball bearing for good manoeuvrability

Sealing ring in swivel head



## Wheel

solid rubber tyre black (Shore A 80)

plastic wheel centre

roller bearing