

Swivel castor with total brake mounted behind:







441h 08R125c ZLD-5

On request



RHOMBUS

Technical data

| | | |
|--------------------|--|---------|
| Diameter |  | 125 mm |
| Tread width |  | 28 mm |
| Height |  | 149 mm |
| Offset |  | 35 mm |
| Bolt hole diameter |  | 12,5 mm |
| Load capacity |  | 120 kg |

Technical description

Stable sheet steel design and proven technology

Easy running double ball bearing for good manoeuvrability

Sealing ring in swivel head



Wheel

solid rubber tyre black (Shore A 80)

sheet steel metal rim zinc passivated

roller bearing