







Swivel castor:

340a 29G125r ZLC-5

On request



Technical data

Diameter		125 mm
Tread width		27 mm
Height		154,5 mm
Offset		45 mm
Bolt hole diameter		10,5 mm
Load capacity		120 kg

Technical description

sheet steel metal housing
swivel bearing with double ball race
zinc passivated

Wheel

thermoplastic elastomer tyre (TPE) iron grey RAL 7011 (Shore A 80)

plastic wheel centre silver grey RAL7001

without thread guard

plain bearing

Contact discoloration on unsealed grounds possible!>>