







Swivel castor with total brake mounted behind: 340h 29G100r ZLC-5

On request



Technical data

| | | |
|--------------------|--|----------|
| Diameter |  | 100 mm |
| Tread width |  | 27 mm |
| Height |  | 131,5 mm |
| Offset |  | 37 mm |
| Bolt hole diameter |  | 10,5 mm |
| Load capacity |  | 90 kg |

Technical description

sheet steel metal housing

swivel bearing with double ball race

zinc passivated

Wheel

thermoplastic elastomer tyre (TPE) iron grey RAL 7011 (Shore A 80)

plastic wheel centre silver grey RAL7001

without thread guard

plain bearing

Contact discoloration on unsealed grounds possible!>>