










Swivel castor: BTCO 1002 5100



Technical data

Diameter		100 mm
Wheel width		35 mm
Height		128 mm
Offset		40 mm
Top plate dimensions		105x88 mm
Top plate hole diameter		8,5 mm
Dist. between holes		80x60 mm
Load capacity		200 kg
Weight		1.1 g

Technical description

Swivel fork of deep drawn zinc-coated steel

Swivel bearing with double ball raceways and sealring

with total lock brake and an extra sturdy plate (4 mm) and fork legs (3.5 mm)

for even higher load capacity



Wheel

Composite wheel polypropylene with red noise-reducing

thermoplastic rubber infill with one deep groove ball bearing