






Swivel castor: TSH 300 PT2H

On request



Technical data

Diameter		300 mm
Tread width		45 mm
Height		353 mm
Offset		95 mm
Top plate dimensions		150x110 mm
Top plate hole diameter		12/10 mm
Dist. between holes		120/105x60/75 mm
Load capacity		1400 kg

Technical description

heavy steel welded construction

zinc passivated

swivel castor with special turntable

grease filling and grease nipple in fork head

