










Swivel castor with total brake mounted behind:

357h 32C100b ZPF



## Technical data

Diameter		100 mm
Tread width		32 mm
Height		129,5 mm
Offset		47,5 mm
Top plate dimensions		95x70 mm
Top plate hole diameter		9 mm
Dist. between holes		75x45/72x52 mm
Load capacity		80 kg
Weight		1090 g

## Technical description

sheet steel metal housing

swivel bearing with double ball race

zinc passivated

also available with plate PD (77x67 mm) and bolt hole LC (11 mm)



## Wheel

solid rubber tyre blue-grey (Shore A 80)

sheet steel metal rim zinc passivated

metal thread quard

flange bearing