










Swivel castor with total brake mounted behind:

BDPE 0505 1001



Technical data

Diameter		50 mm
Wheel width		20 mm
Hub length		24 mm
Height		68 mm
Offset		24 mm
Top plate hole diameter		10.5 mm
Brake swivel radius		75 mm
Load capacity		40 kg
Weight		0.17 kg



Wheel

Polypropylene wheel with a grey rubber tyre

(Shore A 85) with zincplated threadguards