













Swivel castor with total brake mounted behind:

**BPPN 0801 2100**



## Technical data

Diameter		80 mm
Wheel width		32 mm
Hub length		40 mm
Height		105 mm
Offset		38 mm
Wheel axle diameter		12 mm
Top plate dimensions		105 x 85 mm
Top plate hole diameter		9.6 mm
Dist. between holes		80 x 60 mm
Brake swivel radius		108 mm
Load capacity		150 kg
Weight		0.8 kg

## Technical description

Swivel fork of deep drawn zinc-coated steel,

swivel bearing with double ball race way and sealing (excluded the bolt hole fixing plate) with a total lock brake



## Wheel

Polyamide wheel with roller bearing