













Swivel castor with total brake mounted behind:

**BPPN 1251 5100**



## Technical data

Diameter		125 mm
Wheel width		35 mm
Hub length		48 mm
Height		156 mm
Offset		41 mm
Wheel axle diameter		10 mm
Top plate dimensions		105 x 85 mm
Top plate hole diameter		9.6 mm
Dist. between holes		80 x 60 mm
Brake swivel radius		138 mm
Load capacity		200 kg
Weight		1.3 kg

## Technical description

Swivel fork of deep drawn zinc-coated steel,  
swivel bearing with double ball race way and  
sealring (excluded the bolt hole fixing plate) with a  
total lock brake



## Wheel

Polyamide wheel with one sealed deep groove ball  
bearing