









Swivel castor with total brake mounted behind:

BPPU 0805 5000



Technical data

Diameter		80 mm
Wheel width		35 mm
Hub length		42 mm
Height		105 mm
Offset		38 mm
Bolt hole diameter		12 mm
Brake swivel radius		108 mm
Load capacity		150 kg
Weight		0.9 kg

Technical description

Swivel fork of deep drawn zinc-coated steel,

swivel bearing with double ball race way and sealring (excluded the bolt hole fixing plate) with a total lock brake



Wheel

Polyamide wheel with polyurethane tyre

(Shore A 96) with one deep groove ball bearing