











Swivel castor with total brake mounted behind:

BPSM 1005 2000



Technical data

Diameter		100 mm
Wheel width		30 mm
Hub length		40 mm
Height		126 mm
Offset		34 mm
Wheel axle diameter		12 mm
Bolt hole diameter		12.3 mm
Brake swivel radius		128 mm
Load capacity		70 kg
Weight		1 kg

Technical description

Swivel fork of deep drawn zinc-coated steel,
swivel bearing with double ball race way and
sealring (excluded the bolt hole fixing plate) with a
total lock brake



Wheel

Pressed sheetsteel wheel with black rubber tyre
(Shore A 85) and roller bearing