












Swivel castor with total brake mounted behind:

**BXPF 1251 7100**



## Technical data

Diameter		125 mm
Wheel width		40 mm
Hub length		50 mm
Height		155 mm
Offset		38 mm
Top plate dimensions		105 x 85 mm
Top plate hole diameter		9.6 mm
Dist. between holes		80 x 60 mm
Brake swivel radius		138 mm
Load capacity		150 kg
Weight		0.93 kg

## Technical description

Swivel fork of deep drawn stainless steel

Swivel bearing with double ball race and sealing

with a total lock brake



## Wheel

Dark grey Polypropylene wheel with grey rubber tyre

(Performa, Shore A 65 - 70) with one deep groove ball bearing