












Swivel castor with total brake mounted behind:

**BXPF 2002 6443**



## Technical data

|                         |   |                   |
|-------------------------|---|-------------------|
| Diameter                |    | 200 mm            |
| Wheel width             |    | 50 mm             |
| Hub length              |    | 64 mm             |
| Height                  |    | 235 mm            |
| Offset                  |    | 58 mm             |
| Top plate dimensions    |    | 135 x 110 mm      |
| Top plate hole diameter |    | 11 mm             |
| Dist. between holes     |  | 105 x<br>75,80 mm |
| Brake swivel radius     |  | 175 mm            |
| Load capacity           |  | 300 kg            |
| Weight                  |  | 3.44 kg           |

## Technical description

Swivel fork of deep drawn stainless steel

Swivel bearing with double ball race and sealring

with a total lock brake



## Wheel

Dark grey Polypropylene wheel with grey rubber tyre

(Performa, Shore A 65 - 70) with one deep groove ball bearing