












Swivel castor with total brake mounted behind:

**BXPN 1251 7100**



## Technical data

|                         |   |             |
|-------------------------|---|-------------|
| Diameter                |    | 125 mm      |
| Wheel width             |    | 35 mm       |
| Hub length              |    | 42 mm       |
| Height                  |    | 156 mm      |
| Offset                  |    | 38 mm       |
| Top plate dimensions    |    | 105 x 85 mm |
| Top plate hole diameter |    | 9.6 mm      |
| Dist. between holes     |  | 80 x 60 mm  |
| Brake swivel radius     |  | 138 mm      |
| Load capacity           |  | 150 kg      |
| Weight                  |  | 1.3 kg      |

## Technical description

Swivel fork of deep drawn stainless steel

Swivel bearing with double ball race and sealing

with a total lock brake



## Wheel

Polyamide wheel with one sealed stainless steel

deep groove ball bearing