









Swivel castor with total brake mounted behind:

**BXPN 1255 7000**



## Technical data

Diameter		125 mm
Wheel width		35 mm
Hub length		42 mm
Height		156 mm
Offset		38 mm
Bolt hole diameter		12 mm
Brake swivel radius		138 mm
Load capacity		150 kg
Weight		1.2 kg

## Technical description

Swivel fork of deep drawn stainless steel

Swivel bearing with double ball race and sealring  
with a total lock brake



## Wheel

Polyamide wheel with one sealed stainless steel  
deep groove ball bearing