













Swivel castor with total brake mounted behind:

**BXPP 0801 1100**



## Technical data

Diameter		80 mm
Wheel width		32 mm
Hub length		40 mm
Height		105 mm
Offset		33 mm
Wheel axle diameter		12 mm
Top plate dimensions		105 x 80 mm
Top plate hole diameter		9 mm
Dist. between holes		80 x 60 mm
Brake swivel radius		135 mm
Load capacity		150 kg
Weight		0.9 kg

## Technical description

Swivel fork of deep drawn stainless steel

Swivel bearing with double ball race and sealring

with a total lock brake



## Wheel

White Polypropylene wheel

with a plain bearing