








Swivel castor:

362a 36K125b ZLD



Technical data

Diameter		125 mm
Tread width		32 mm
Height		155 mm
Offset		38 mm
Bolt hole diameter		12,2 mm
Load capacity		100 kg
Weight		720 g

Technical description

sheet steel metal

swivel bearing with double ball race

zinc passivated

also available with bolt hole LC (10,2 mm)

on inquiry also available with threaded (ZGI) and flat pin (ZCS)



Wheel

solid rubber tyre iron-grey RAL 7011 (Shore A 80)

plastic wheel centre and plastic thread guard silver grey RAL 7001

precision ball bearing