












Swivel castor with total brake mounted behind:

**BXPR 2002 6443**



## Technical data

Diameter		200 mm
Wheel width		50 mm
Hub length		64 mm
Height		235 mm
Offset		67 mm
Top plate dimensions		135 x 110 mm
Top plate hole diameter		11 mm
Dist. between holes		105 x 75,80 mm
Brake swivel radius		178 mm
Load capacity		300 kg
Weight		3 kg

## Technical description

Swivel fork of deep drawn stainless steel

Swivel bearing with double ball race and sealring  
with a total lock brake



## Wheel

Dark grey Polypropylene wheel with blue elastic tyre

(Performa, Shore A 65 - 70) with two deep groove ball bearings