







Swivel castor with wheel locking brake:

363b 62C125v ZLD

On request



## Technical data

Diameter		125 mm
Height		150 mm
Offset		43 mm
Bolt hole diameter		12,2 mm
Load capacity		60 kg
Weight		838 g

## Technical description

sheet steel metal housing

swivel bearing with double ball race

zinc passivated

also available with bolt hole LC (10,2 mm)

on inquiry also available with threaded (ZGI) and flat pin (ZCS)



## Wheel

polyamid differential wheel with raceway of polyurethane

black hard rubber brake ring

ball bearing