












# Swivel castor: DTPC 1252 7100



## Technical data

Diameter		125 mm
Wheel width		40 mm
Hub length		50 mm
Height		155 mm
Offset		42.5 mm
Top plate dimensions		105 x 88 mm
Top plate hole diameter		8.5 mm
Dist. between holes		80 x 60 mm
Brake swivel radius		134 mm
Load capacity		150 kg
Weight		1.24 kg

## Technical description

Swivel fork of deep drawn zinc-coated steel  
Swivel head with double ball race and sealring  
with directional lock



## Wheel

Dark grey Polypropylene wheel with grey antistatic rubber tyre

(Performa, Shore A 65 - 70) with one stainless steel deep groove ball bearing