













Fixed castor:

FFCN 2503 6000



Technical data

Diameter		250 mm
Wheel width		54 mm
Hub length		62 mm
Height		303 mm
Offset		82 mm
Wheel axle diameter		16 mm
Top plate dimensions		150 x 110 mm
Top plate hole diameter		10.5 mm
Dist. between holes		105 x 75,80 mm
Brake swivel radius		160 mm
Load capacity		1240 kg
Weight		10.2 kg

Technical description

Heavy duty welded steel rigid fork



Wheel

Cast iron wheel with two deep groove ball bearings