













Fixed castor:

FRCN 1503 2000



## Technical data

Diameter		150 mm
Wheel width		45 mm
Hub length		60 mm
Height		190 mm
Offset		45 mm
Wheel axle diameter		20 mm
Top plate dimensions		135 x 110 mm
Top plate hole diameter		10.5 mm
Dist. between holes		105 x 75,80 mm
Brake swivel radius		154 mm
Load capacity		600 kg
Weight		3.9 kg



## Wheel

Cast iron wheel with two deep groove ball bearings