












Fixed castor:

FRCU 1253 2000



Technical data

Diameter		125 mm
Wheel width		45 mm
Hub length		48 mm
Height		165 mm
Offset		40 mm
Wheel axle diameter		15 mm
Top plate dimensions		135 x 110 mm
Top plate hole diameter		10.5 mm
Dist. between holes		105 x 75,80 mm
Load capacity		325 kg
Weight		2.7 kg



Wheel

Cast iron wheel with bonded-on polyurethane tyre (Shore A 92) with two taper roller bearings