








Swivel castor with total brake mounted behind:

367h 29K150r ZLD



## Technical data

Diameter		150 mm
Tread width		32 mm
Height		182 mm
Offset		51 mm
Bolt hole diameter		12,2 mm
Load capacity		120 kg
Weight		916 g

## Technical description

sheet steel metal housing

zinc passivated

swivel bearing with double ball race

protected from dust and water spray with plastic seal

also available with plate PD (77x67 mm)

also available with bolt hole LC (10,2 mm)

on inquiry also available with fixing pin Z622 (28x45 mm)



## Wheel

thermoplastic elastomer tyre (TPE) iron grey RAL 7011 (Shore A 80)

plastic wheel centre and thread guard silver grey RAL7001

precision ball bearing

Contact discoloration on unsealed grounds possible!>>