













Fixed castor:

FSPM 2002 6441



Technical data

Diameter		200 mm
Wheel width		50 mm
Hub length		64 mm
Height		235 mm
Offset		60 mm
Wheel axle diameter		20 mm
Top plate dimensions		135 x 112 mm
Top plate hole diameter		11 mm
Dist. between holes		105 x 75,80 mm
Brake swivel radius		145 mm
Load capacity		270 kg
Weight		2.9 kg

Technical description

Rigid fork of zinc-coated sheet steel



Wheel

Polyamide wheel with black rubber tyre

(Shore A 85) and two deep groove ball bearings