













Swivel castor:

JFPN 1253 6100



## Technical data

|                         |   |                   |
|-------------------------|---|-------------------|
| Diameter                |    | 125 mm            |
| Wheel width             |    | 50 mm             |
| Hub length              |    | 62 mm             |
| Height                  |    | 177 mm            |
| Offset                  |    | 55.5 mm           |
| Wheel axle diameter     |    | 12 mm             |
| Top plate dimensions    |    | 150 x 110 mm      |
| Top plate hole diameter |  | 10.5 mm           |
| Dist. between holes     |  | 105 x<br>75,80 mm |
| Brake swivel radius     |  | 160 mm            |
| Load capacity           |  | 1250 kg           |
| Weight                  |  | 2.6 kg            |

## Technical description

Heavy duty welded steel swivel fork. Swivel bearing with hardened race way, grease nipple and sealing.

To order a four-station directional lock see article number 2304-0612. Only for Diameter 125 to 250 mm.



## Wheel

Polyamide wheel with two deep groove ball bearings