











Swivel castor: JPCO 1005 5000



Technical data

Diameter		100 mm
Wheel width		35 mm
Hub length		42 mm
Height		128 mm
Offset		34 mm
Wheel axle diameter		8 mm
Bolt hole diameter		12.3 mm
Brake swivel radius		128 mm
Load capacity		150 kg
Weight		0.8 kg

Technical description

Swivel fork of deep drawn zinc-coated steel,
swivel bearing with double ball race way
and sealring (excluded the bolt hole fixing plate)



Wheel

Composite wheel polypropylene with red
noise-reducing

thermoplastic rubber infill with one deep groove ball
bearing