










# Swivel castor: JPPB 1005 5000



## Technical data

|                     |   |        |
|---------------------|---|--------|
| Diameter            |    | 100 mm |
| Wheel width         |    | 35 mm  |
| Hub length          |    | 42 mm  |
| Height              |    | 128 mm |
| Offset              |    | 34 mm  |
| Bolt hole diameter  |    | 12 mm  |
| Brake swivel radius |    | 128 mm |
| Load capacity       |   | 150 kg |
| Weight              |  | 0.9 kg |

## Technical description

Swivel fork of deep drawn zinc-coated steel,  
swivel bearing with double ball race way  
and sealring (excluded the bolt hole fixing plate)



## Wheel

Polyamide wheel with blue rubber tyre  
(Shore A 70) with one deep groove ball bearing