









Swivel castor with total brake mounted behind:

367h 32C200b ZPF



## Technical data

|                         |   |                |
|-------------------------|---|----------------|
| Diameter                |    | 200 mm         |
| Tread width             |    | 32 mm          |
| Height                  |    | 241 mm         |
| Offset                  |    | 61 mm          |
| Top plate dimensions    |    | 95x70 mm       |
| Top plate hole diameter |    | 9 mm           |
| Dist. between holes     |   | 75x45/72x52 mm |
| Load capacity           |  | 110 kg         |

## Technical description

sheet steel metal housing

zinc passivated

swivel bearing with double ball race

protected from dust and water spray with plastic seal

also available with plate PD (77x67 mm)

also available with bolt hole LC (10,2 mm)

on inquiry also available with fixing pin Z622 (28x45 mm)



## Wheel

solid rubber tyre blue-grey (Shore A 80)

sheet steel metal rim zinc passivated

metal thread guard

flange bearing