












# Swivel castor: JPPC 0801 7100



## Technical data

Diameter		80 mm
Wheel width		32 mm
Hub length		42 mm
Height		105 mm
Offset		38 mm
Top plate dimensions		105 x 85 mm
Top plate hole diameter		9.6 mm
Dist. between holes		80 x 60 mm
Brake swivel radius		113 mm
Load capacity		80 kg
Weight		0.53 kg

## Technical description

Swivel fork of deep drawn zinc-coated steel,  
swivel bearing with double ball race way  
and sealring (excluded the bolt hole fixing plate)



## Wheel

Dark grey Polypropylene wheel with grey  
antistatic rubber tyre

(Performa, Shore A 65 - 70) with one stainless  
steel deep groove ball bearing