













Swivel castor:

JPPN 1001 5100



## Technical data

Diameter		100 mm
Wheel width		35 mm
Hub length		42 mm
Height		128 mm
Offset		34 mm
Wheel axle diameter		8 mm
Top plate dimensions		105 x 85 mm
Top plate hole diameter		9.6 mm
Dist. between holes		80 x 60 mm
Brake swivel radius		128 mm
Load capacity		150 kg
Weight		1 kg

## Technical description

Swivel fork of deep drawn zinc-coated steel,  
swivel bearing with double ball race way  
and sealing (excluded the bolt hole fixing plate)



## Wheel

Polyamide wheel with one sealed deep groove ball bearing