






Swivel castor:

367a 32C150b Z522



Technical data

Diameter		150 mm
Tread width		32 mm
Height		184 mm
Offset		51 mm
Stem size		24x45 M8/19 mm
Load capacity		110 kg

Technical description

sheet steel metal housing

zinc passivated

swivel bearing with double ball race

protected from dust and water spray with plastic seal

also available with plate PD (77x67 mm)

also available with bolt hole LC (10,2 mm)

on inquiry also available with fixing pin Z622 (28x45 mm)



Wheel

solid rubber tyre blue-grey (Shore A 80)

sheet steel metal rim zinc passivated

metal thread guard

flange bearing