












# Swivel castor: JRCN 1003 2100



## Technical data

Diameter		100 mm
Wheel width		38 mm
Hub length		48 mm
Height		140 mm
Offset		33 mm
Wheel axle diameter		15 mm
Top plate dimensions		135 x 110 mm
Top plate hole diameter		10.5 mm
Dist. between holes		105 x 75,80 mm
Load capacity		450 kg
Weight		2.7 kg

## Technical description

Swivel fork of deep drawn zinc-coated and yellow passivated sheet steel swivel bearing with double ball race way and a sealing



## Wheel

Cast iron wheel with two deep groove ball bearings