












Swivel castor: JRCN 1253 2100



Technical data

Diameter		125 mm
Wheel width		41 mm
Hub length		48 mm
Height		165 mm
Offset		40 mm
Wheel axle diameter		15 mm
Top plate dimensions		135 x 110 mm
Top plate hole diameter		10.5 mm
Dist. between holes		105 x 75,80 mm
Load capacity		600 kg
Weight		3.3 kg

Technical description

Swivel fork of deep drawn zinc-coated and yellow passivated sheet steel swivel bearing with double ball race way and a sealing



Wheel

Cast iron wheel with two deep groove ball bearings